Corrigendum no:3

Civil works for expansion of Substation at Q10 Berth, W.Island, Kochi, Ernakulam Dist.

Tender no: 04046/2019-2020/E21177 dtd 24.02.2020

Following are the additional drawings for the subject work, giving more construction details. Bidders may satisfy themselves about the actual quantum of work from the drawings issued before submitting their quotes, irrespective of the quantities listed in the schedule of items of work

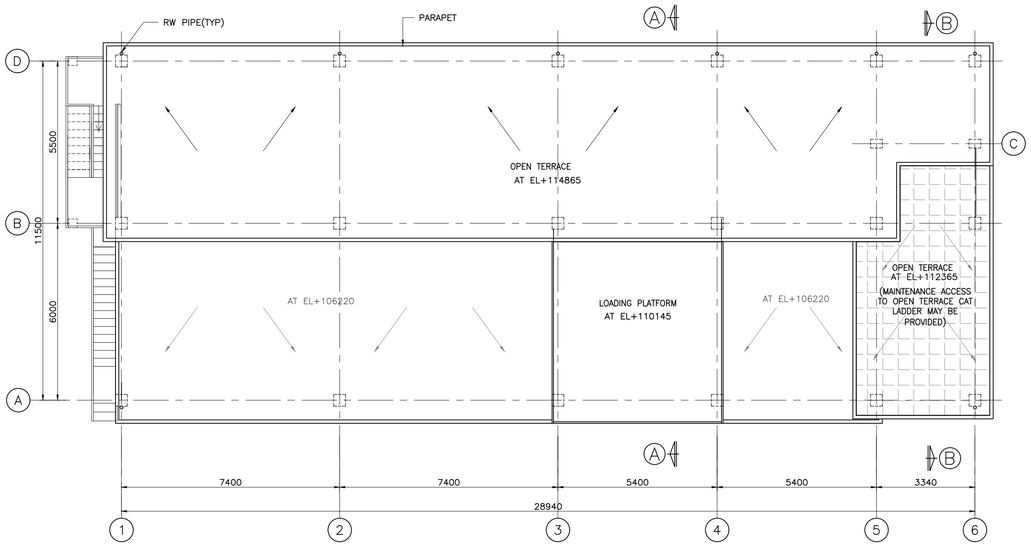

ROOF LAYOUT AT EL+ 114865
SCALE 1:100

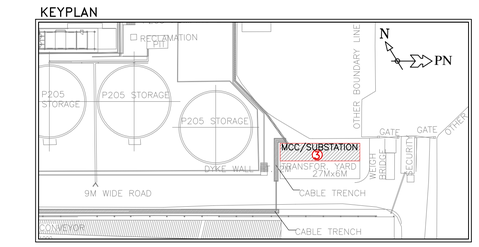

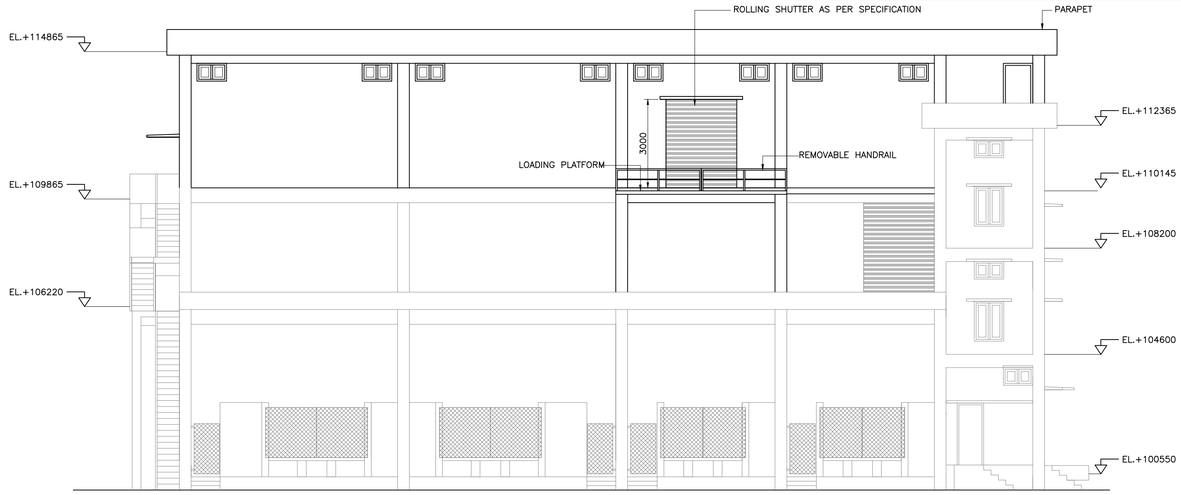

ELEVATION
SCALE 1:100

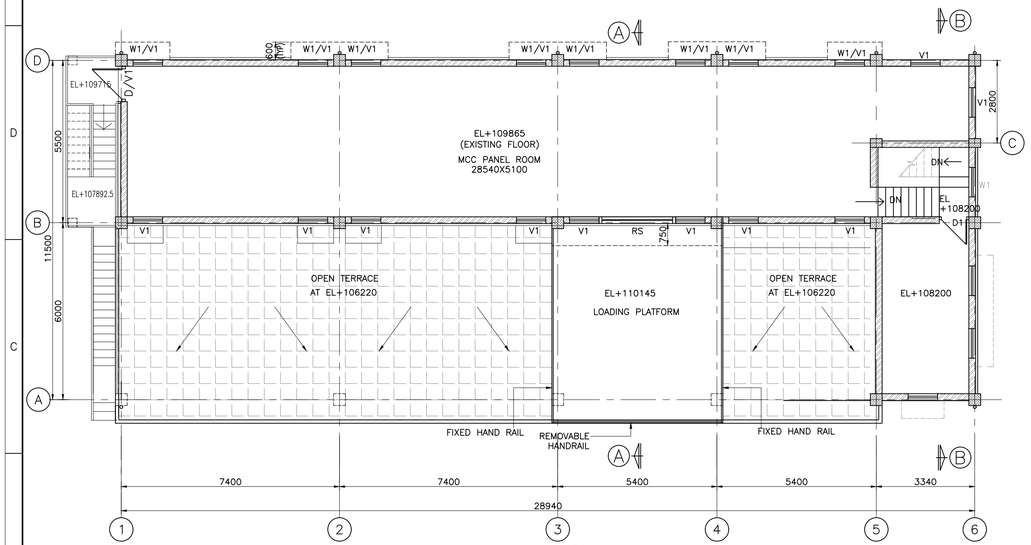

PLAN AT EL+109865
SCALE 1:100

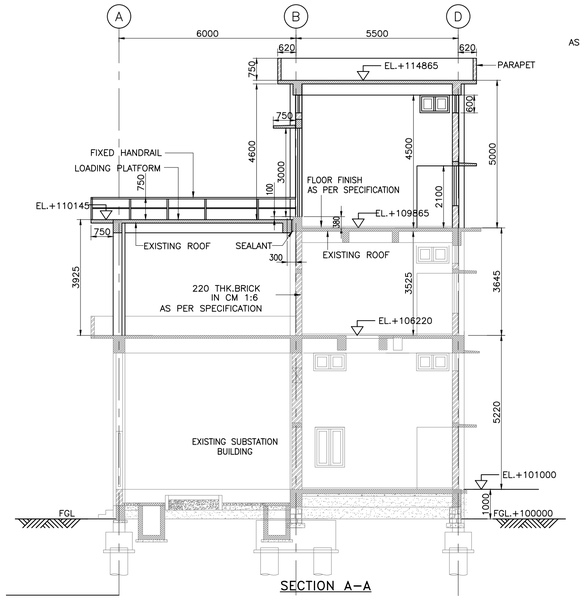

SECTION A–A
SCALE 1:100

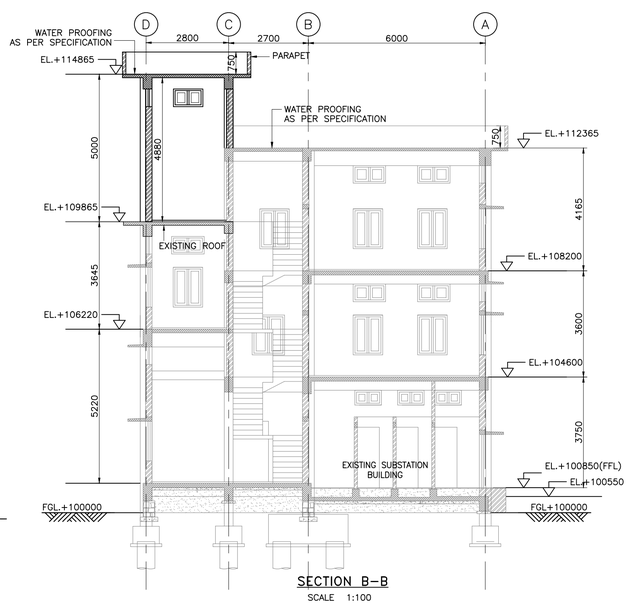

SECTION B–B
SCALE 1:100

SCHEDULE OF OPENINGS

SYMBOL	SIZES	SILL LVL.	REMARKS
RS	2400 x 3000	380	ROLLING SHUTTER
D	1200 x 2100	–	ALUMINIUM GLAZED DOOR
D1	1000 x 2100	–	ALUMINIUM GLAZED DOOR
W1	1000 x 1350	750	ALUMINIUM GLAZED WINDOW (2–PANEL)
V1	1000 x 600	3900	ALUMINIUM GLAZED VENTILATOR

BUILT–UP AREA STATEMENT

THIRD FLOOR AREA	= 173.10 SQ.M. (1862 SQ. FT.)
LOADING PLATFORM AREA	= 39.15 SQ.M. (421 SQ. FT.)
TOTAL. AREA	= 212.15 SQ.M. (2283 SQ. FT.)

NOTES:–
1. ALL DIMENSIONS ARE IN MM AND LEVELS ARE IN M.

THE DIMENSIONS & DETAILS ARE TENTATIVE AND ARE LIABLE TO MODIFICATIONS

CIVIL ENGINEERING DEPARTMENT		
DRAWING		
FOR COMMENTS APPROVAL		
FOR TENDER PURPOSE ONLY	✓	25.03.2020
PRELIMINARY ADVANCE COPY		
GOOD FOR CONSTRUCTION		

THIS DRAWING IS THE PROPERTY OF FACT ENGINEERING AND DESIGN ORGANISATION AND IS TO BE USED ONLY FOR THE PURPOSE FOR WHICH IT WAS LENT AND MUST NOT BE USED IN ANY WAY DETRIMENTAL TO THE INTEREST OF THE COMPANY AND IS SUBJECT TO RETURN ON DEMAND

CLIENT M/S FACT CD

DRAWING NO.	TITLE
32643–12–DG–00001	LOCATION PLAN
REFERENCE DRAWING	

NO	ZONE	PARTICULARS	REVISED	CHECKED	APPROVED	DATE
REVISION						

SCALE	1:100 , 1:125
DATE	14/12/2019
DRAWN	VYSAKH
CHECKED	ARYA
DESIGNED	ARYA
CHECKED	NAVEEN
APPROVED	ASOK

FACT ENGINEERING & DESIGN ORGANISATION
THE FERTILISERS AND CHEMICALS TRAVANCORE LTD
UDYOGAMANDAL KERALA

FEDO

PROJECT NAME: CIVIL WORKS FOR SUBSTATION–W ISLAND PROJECT NO: 32643

TITLE: MCC ROOM ABOVE SUBSTATION
PLAN, ELEVATION & SECTION

0

SHEET 1 OF 1 DRG. NO. 32643–12–DG–00021 REV.

00FT004/97

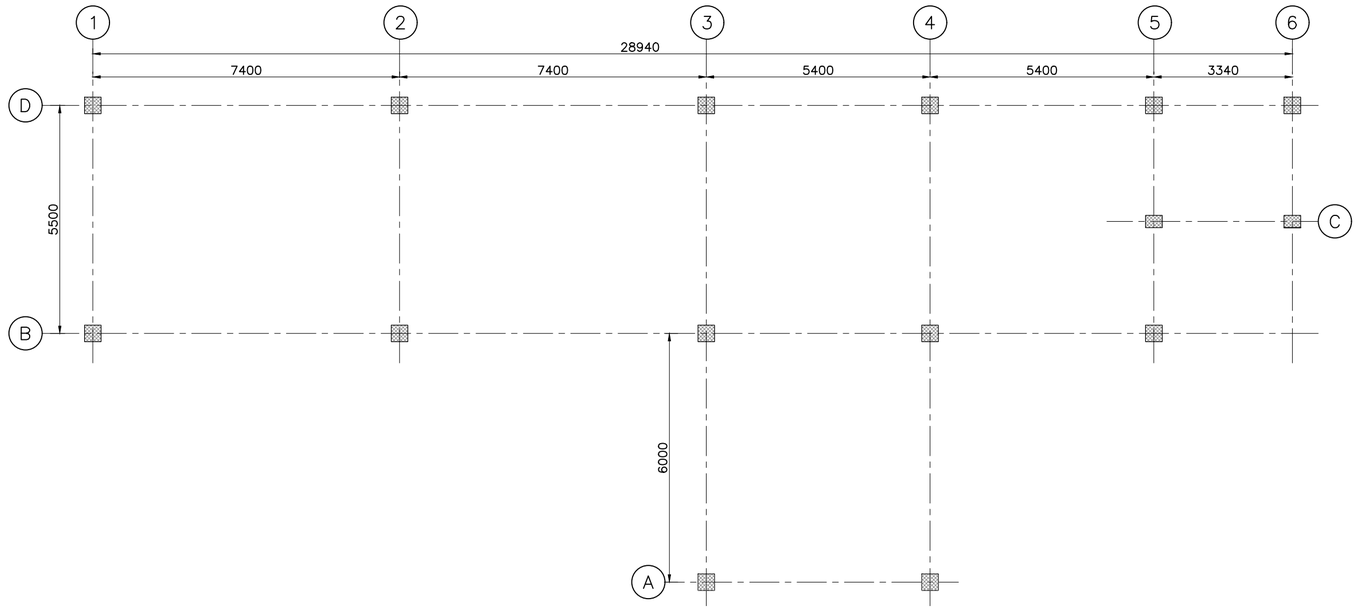

LAYOUT OF COLUMNS

SCALE 1:100

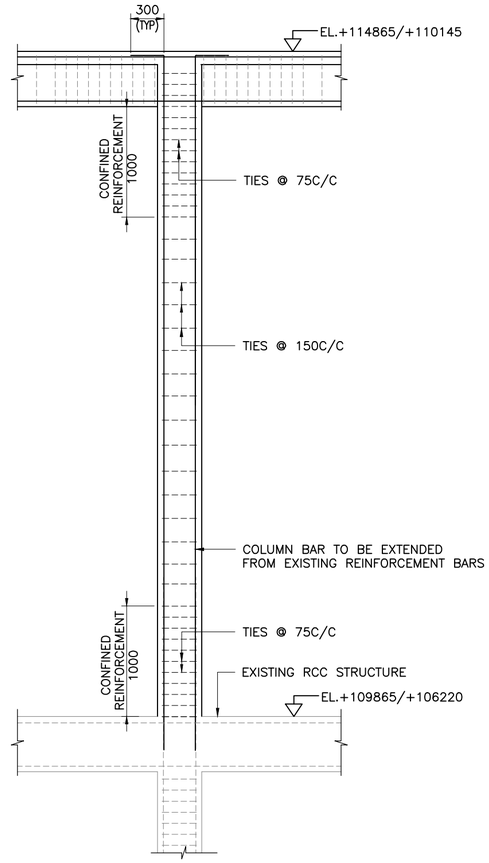

TYP. COLUMN DETAILING

SCALE 1:75

DETAILS OF RCC COLUMNS

SL. NO.	COLUMN DESIGNATION	EXISTING ELEVATION	TOP ELEVATION	COLUMN SIZE	MAIN REINF.	TIES	REMARKS
1.	A3,A4	EL+106220	EL+110145	400x400	4NOS. 20Y+ 4NOS. 16Y	8Y @ 200 CRS	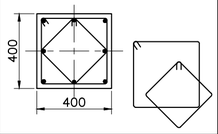
2.	D1 TO D6	EL+109865	EL+114865	400x400	4NOS. 20Y+ 8NOS. 16Y	8Y @ 200 CRS	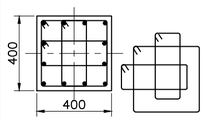
3.	B1 TO B4	EL+109865	EL+114865	400x400	12NOS. 20Y	8Y @ 200 CRS	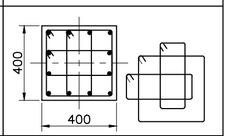
4.	B5	EL+112365	EL+114865	400x400	8NOS. 16Y	8Y @ 200 CRS	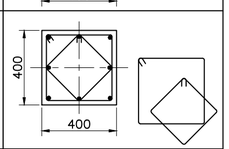
5.	C5, C6	EL+112365	EL+114865	400x300	4NOS. 16Y+ 4NOS. 12Y	8Y @ 150 CRS	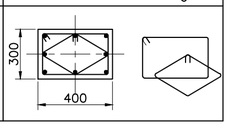

NOTES

1. ALL DIMENSIONS AND ELEVATIONS ARE IN MM.
2. EL.+100000 CORRESPONDS TO FGL AT SITE.
3. GRADE OF CONCRETE FOR ALL RCC WORKS SHALL BE M30
4. Y–INDICATES HIGH STRENGTH DEFORMED BARS OF Fe 500 GRADE CONFORMING TO IS:1786
5. CLEAR COVER TO MAIN REINFORCEMENT IN RCC SHALL BE AS FOLLOWS: COLUMN–50MM
6. LAP LENGTH FOR REINFORCEMENT RODS SHALL BE 48 TIMES DIA. OF BAR
7. LOCATION OF LAPS SHALL BE STAGGERED. NOT MORE THAN HALF THE BARS SHALL BE SPLICED AT A SECTION.

THE DIMENSIONS & DETAILS ARE TENTATIVE AND ARE LIABLE TO MODIFICATIONS

CIVIL ENGINEERING DEPARTMENT		
DRAWING		
FOR COMMENTS APPROVAL		
FOR TENDER PURPOSE ONLY	✓	25.03.2020
PRELIMINARY ADVANCE COPY		
GOOD FOR CONSTRUCTION		

THIS DRAWING IS THE PROPERTY OF FACT ENGINEERING AND DESIGN ORGANISATION AND IS TO BE USED ONLY FOR THE PURPOSE FOR WHICH IT WAS LENT AND MUST NOT BE USED IN ANY WAY DETRIMENTAL TO THE INTEREST OF THE COMPANY AND IS SUBJECT TO RETURN ON DEMAND

CLIENT M/S FACT CD

DRAWING NO.	TITLE	NO	ZONE	PARTICULARS	REVD.	CHKD.	APPRD.	DATE
32643–12–DG–00021	MCC ROOM ABOVE SUBSTATION–PLAN, ELEVATION AND SECTION							
REFERENCE DRAWING		REVISION						

SCALE	1: 75
DATE	20/03/2020
DRAWN	KK
CHECKED	AVR
DESIGNED	AVR
CHECKED	SK
APPROVED	ASOK

FACT ENGINEERING & DESIGN ORGANISATION
THE FERTILISERS & CHEMICALS TRAVANCORE LTD
UDYOGAMANDAL KERALA

FEDO

PROJECT NAME: CIVIL WORKS FOR SUBSTATION–W ISLAND | PROJECT NO: 32643

TITLE: MCC ROOM ABOVE SUBSTATION
LAYOUT AND DETAILS OF COLUMN

SHEET 1 OF 1 | DRG. No. 32643–12–DG–00061 | REV. 0

00FT005/97

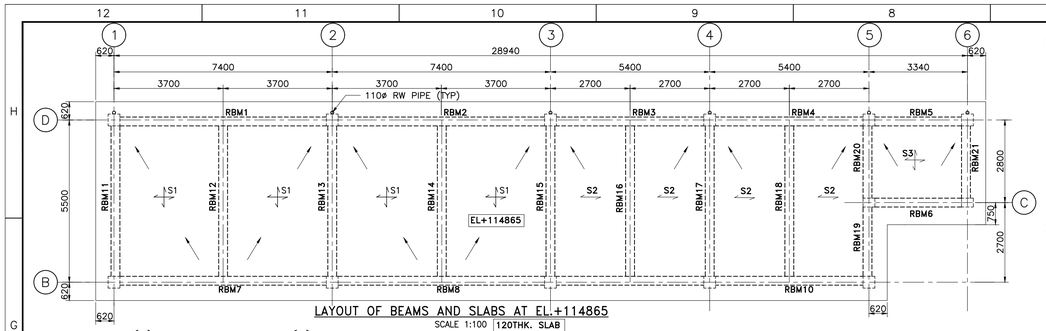

LAYOUT OF BEAMS AND SLABS AT EL.+114865

SCALE 1:100 | 120THK. SLAB

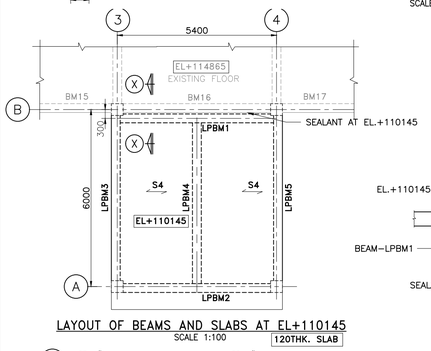

LAYOUT OF BEAMS AND SLABS AT EL+110145

SCALE 1:100 | 120THK. SLAB

SCHEDULE OF SLABS								
SLAB NO.	THICKNESS T	SHORTER SPAN		LONGER SPAN		TOP OF SLAB ELEVATION	REMARKS
		TOP BARS	BOTTOM BARS	TOP BARS	BOTTOM BARS		
S1	120MM	8Y@250C/C	8Y@300C/C	8Y@300C/C	8Y@300C/C	+114865	TWO WAY
S2	120MM	8Y@300C/C	8Y@300C/C	8Y@300C/C	8Y@300C/C	+114865	ONE WAY
S3	120MM	8Y@140C/C	8Y@200C/C	8Y@140C/C	8Y@200C/C	+114865	TWO WAY
S4	120MM	8Y@200C/C	8Y@200C/C	8Y@300C/C	8Y@300C/C	+110145	ONE WAY

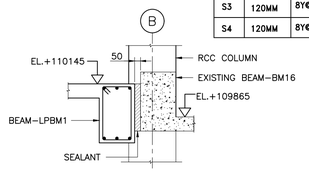

SECTION X-X

SCALE 1:25

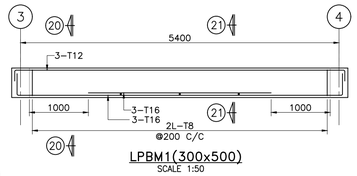

LPBM1(300x500)

SCALE 1:50

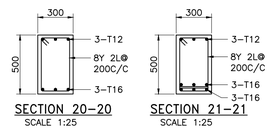

SECTION 20-20

SCALE 1:25

SECTION 21-21

SCALE 1:25

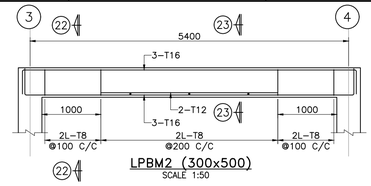

LPBM2 (300x500)

SCALE 1:50

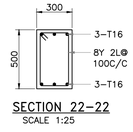

SECTION 22-22

SCALE 1:25

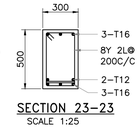

SECTION 23-23

SCALE 1:25

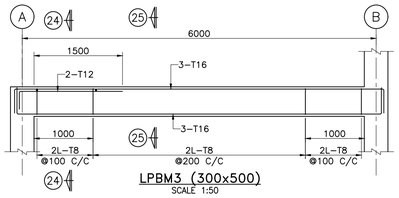

LPBM3 (300x500)

SCALE 1:50

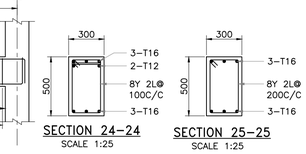

SECTION 24-24

SCALE 1:25

SECTION 25-25

SCALE 1:25

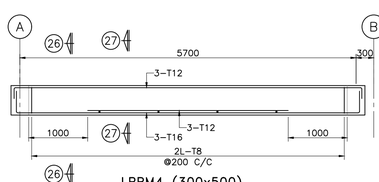

LPBM4 (300x500)

SCALE 1:50

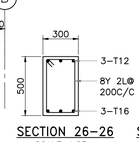

SECTION 26-26

SCALE 1:25

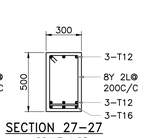

SECTION 27-27

SCALE 1:25

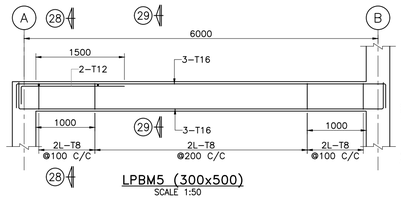

LPBM5 (300x500)

SCALE 1:50

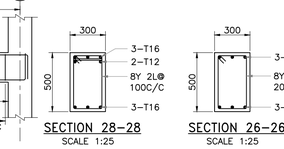

SECTION 28-28

SCALE 1:25

SECTION 26-26

SCALE 1:25

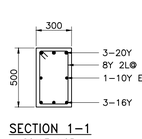

SECTION 1-1

SCALE 1:25

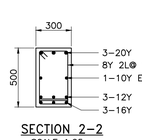

SECTION 2-2

SCALE 1:25

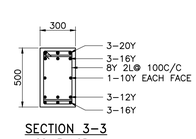

SECTION 3-3

SCALE 1:25

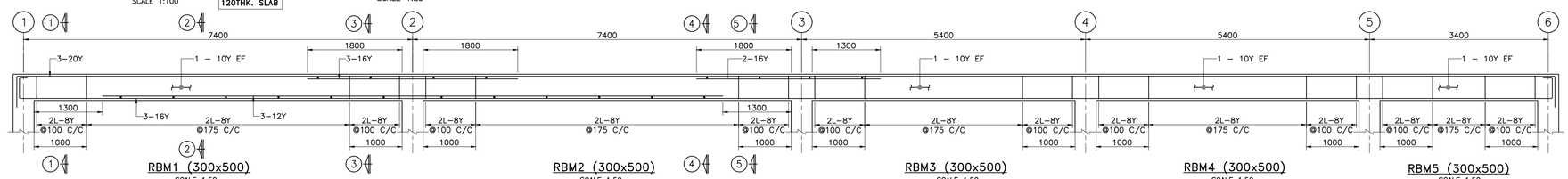

RBM1 (300x500)

SCALE 1:50

RBM2 (300x500)

SCALE 1:50

RBM3 (300x500)

SCALE 1:50

RBM4 (300x500)

SCALE 1:50

RBM5 (300x500)

SCALE 1:50

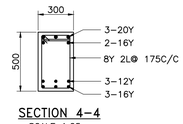

SECTION 4-4

SCALE 1:25

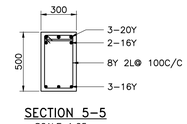

SECTION 5-5

SCALE 1:25

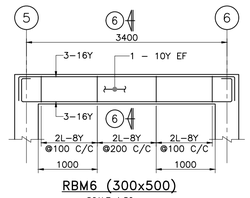

RBM6 (300x500)

SCALE 1:50

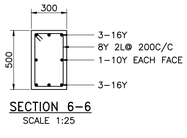

SECTION 6-6

SCALE 1:25

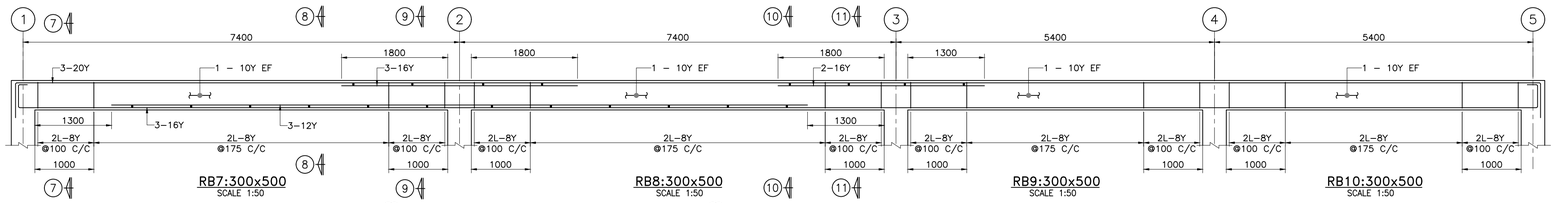

RB7:300x500

SCALE 1:50

RB8:300x500

SCALE 1:50

RB9:300x500

SCALE 1:50

RB10:300x500

SCALE 1:50

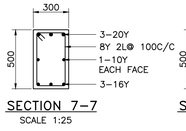

SECTION 7-7

SCALE 1:25

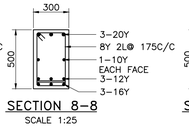

SECTION 8-8

SCALE 1:25

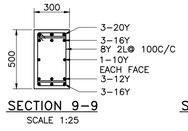

SECTION 9-9

SCALE 1:25

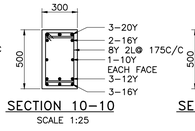

SECTION 10-10

SCALE 1:25

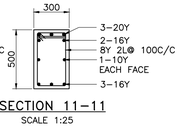

SECTION 11-11

SCALE 1:25

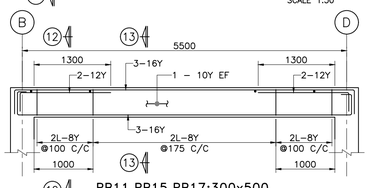

RB11,RB15,RB17:300x500

SCALE 1:50

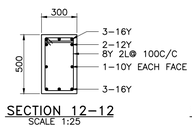

SECTION 12-12

SCALE 1:25

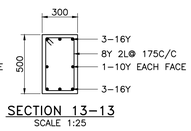

SECTION 13-13

SCALE 1:25

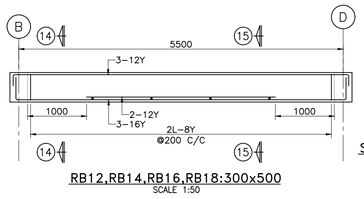

RB12,RB14,RB16,RB18:300x500

SCALE 1:50

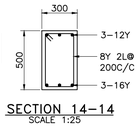

SECTION 14-14

SCALE 1:25

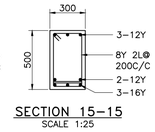

SECTION 15-15

SCALE 1:25

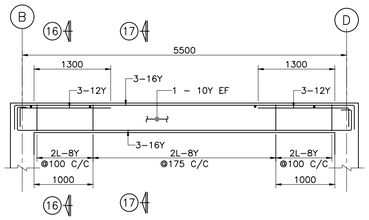

RB13:300x500

SCALE 1:50

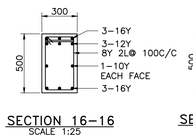

SECTION 16-16

SCALE 1:25

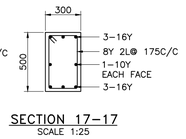

SECTION 17-17

SCALE 1:25

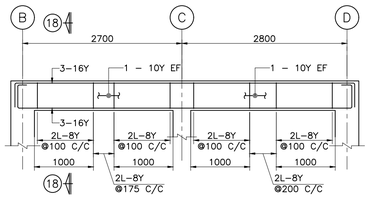

RB19:300x500

SCALE 1:50

RB20:300x500

SCALE 1:50

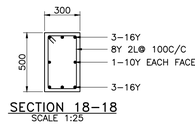

SECTION 18-18

SCALE 1:25

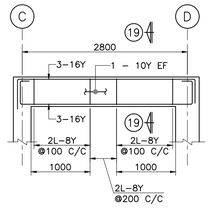

RB21:300x500

SCALE 1:50

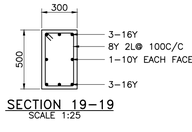

SECTION 19-19

SCALE 1:25

NOTES:-

1. ALL DIMENSIONS AND ELEVATIONS ARE IN MM.
2. EL.+100000 CORRESPONDS TO FGL AT SITE.
3. FLOOR ELEVATIONS MARKED ARE TO THE TOP OF CONCRETE
4. GRADE OF CONCRETE FOR ALL RCC WORKS SHALL BE M30.
5. Y-DENOTES HIGH STRENGTH DEFORMED BARS OF GRADE Fe 500D CONFORMING TO IS 1786
6. CLEAR COVER TO MAIN REINFORCEMENT IN CONCRETE AS FOLLOWS: BEAMS – 40MM, SLABS – 25MM
7. LAP LENGTH SHALL BE 48 TIMES BAR DIAMETER.

THE DIMENSIONS & DETAILS ARE TENTATIVE AND ARE LIABLE TO MODIFICATIONS

CIVIL ENGINEERING DEPARTMENT		
DRAWING		
FOR COMMENTS APPROVAL		
FOR TENDER PURPOSE ONLY	✓	24.03.2020
PRELIMINARY ADVANCE COPY		
GOOD FOR CONSTRUCTION		

THIS DRAWING IS THE PROPERTY OF FACT ENGINEERING AND DESIGN ORGANISATION AND IS TO BE USED ONLY FOR THE PURPOSE FOR WHICH IT WAS LENT AND MUST NOT BE USED IN ANY WAY DETRIMENTAL TO THE INTEREST OF THE COMPANY AND IS SUBJECT TO RETURN ON DEMAND

CLIENT: M/S FACT CD

DRAWING NO.	TITLE
32643-12-DG-00021	MCC ROOM ABOVE SUBSTATION-PLAN, ELEVATION AND SECTION

REFERENCE DRAWING

NO	ZONE	PARTICULARS	REVISED	CHECKED	APPROVED	DATE

REVISION

SCALE	1:100,50,25
DATE	20/03/2020
DRAWN	KK
CHECKED	AVR
DESIGNED	AVR
CHECKED	SK
APPROVED	ASOK

FACT ENGINEERING & DESIGN ORGANISATION
THE FERTILISERS AND CHEMICALS TRAVANCORE LTD
UDYOGAMANDAL KERALA

FEDO

PROJECT NAME: CIVIL WORKS FOR SUBSTATION-W ISLAND | PROJECT NO: 32643

TITLE: MCC ROOM ABOVE SUBSTATION
LAYOUT AND DETAILS OF ROOF BEAM AT EL.+114865, EL.+110145

SHEET 1 OF 1 | DRG. NO. 32643-12-DG-00062 | REV. 0

00FT004/97

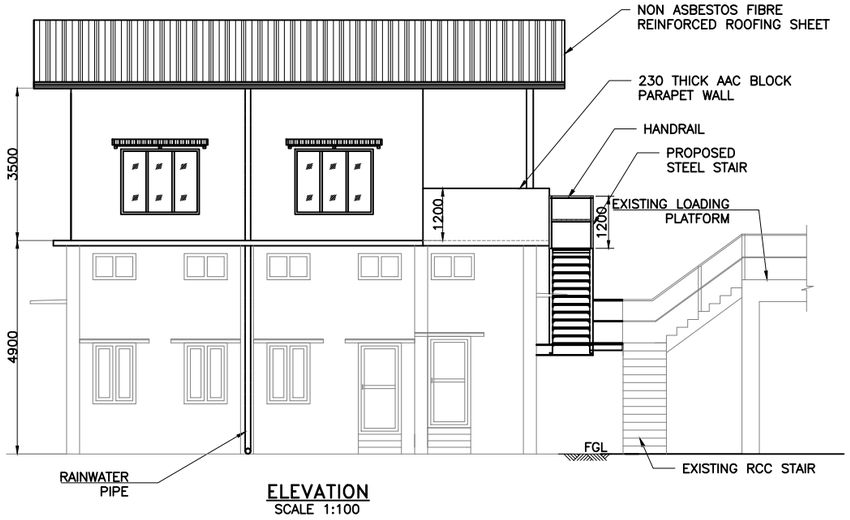

ELEVATION
SCALE 1:100

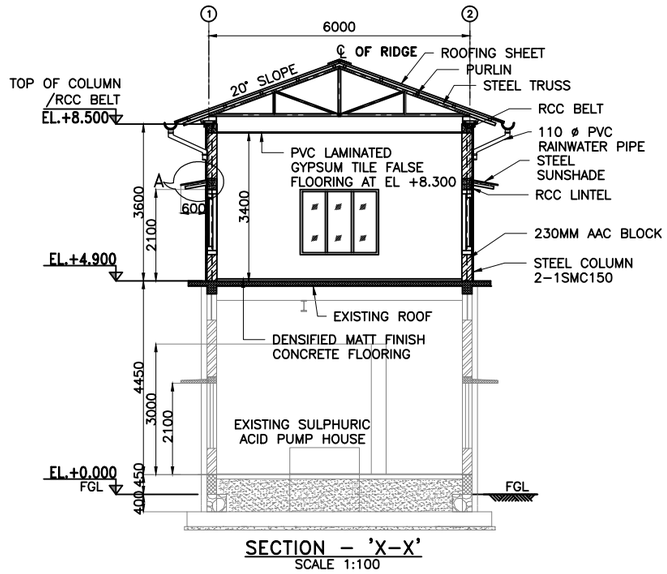

SECTION – 'X–X'
SCALE 1:100

KEYPLAN

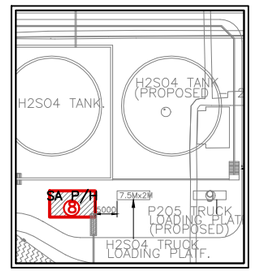

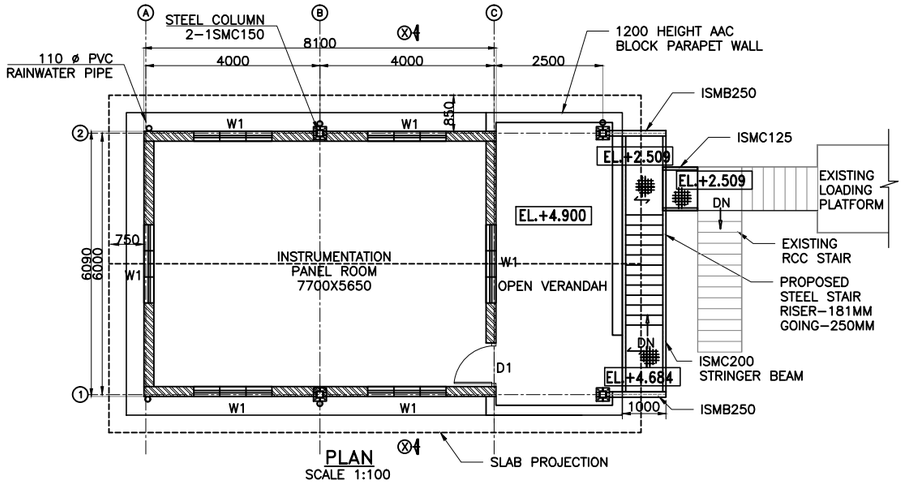

PLAN
SCALE 1:100

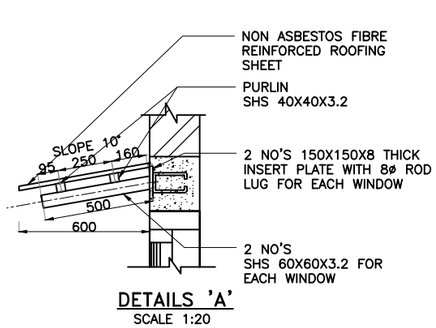

DETAILS 'A'
SCALE 1:20

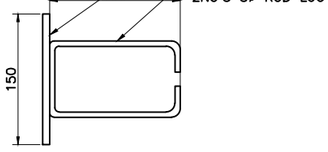

TYP.DETAILS OF INSERT PLATE

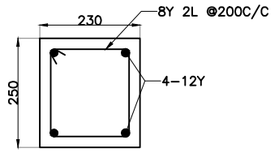

TYP SECTION OF LINTEL
SCALE 1:10

NOTES:-

1. ALL DIMENSIONS ARE IN MM AND LEVELS ARE IN M.

THE DIMENSIONS & DETAILS ARE TENTATIVE AND ARE LIABLE TO MODIFICATIONS

BUILT-UP AREA STATEMENT

TOTAL. AREA = 49.00 SQ.M. (527 SQ. FT.)

SCHEDULE OF OPENINGS

SYMBOL	SIZES	SILL LVL.	REMARKS
D1	1000 x 2100	–	GLAZED ALUMINIUM DOOR
W1	1800 x1500	600	ALUMINIUM GLAZED WINDOW (3–PANEL)

CIVIL ENGINEERING DEPARTMENT		
DRAWING		
FOR COMMENTS APPROVAL		
FOR TENDER PURPOSE ONLY	✓	26.03.2020
PRELIMINARY ADVANCE COPY		
GOOD FOR CONSTRUCTION		

THIS DRAWING IS THE PROPERTY OF FACT ENGINEERING AND DESIGN ORGANISATION AND IS TO BE USED ONLY FOR THE PURPOSE FOR WHICH IT WAS LENT AND MUST NOT BE USED IN ANY WAY DETERIMENTAL TO THE INTEREST OF THE COMPANY AND IS SUBJECT TO RETURN ON DEMAND

CLIENT M/s. FACT CD

DRAWING NO.	TITLE
32643–12–DG–00001	LOCATION PLAN

REFERENCE DRAWING

NO	ZONE	PARTICULARS	REVD.	CHKD.	APPRD.	DATE

REVISION

SCALE	1:100,20,10
DATE	26.03.2020
DRAWN	VYSAKH
CHECKED	SUJITH
DESIGNED	ARYA
CHECKED	SUJITH
APPROVED	ASOK

FACT ENGINEERING & DESIGN ORGANISATION
THE FERTILISERS & CHEMICALS TRAVANCORE LTD
UDYOGAMANDAL KERALA

PROJECT NAME: NEW H2SO4 TANKS AT Q10 BERTH ,WI
PROJECT NO: 32643

TITLE: NEW ROOM ABOVE SULPHURIC ACID PUMP HOUSE PLAN, ELEVATION, SECTION

REV. 0

SHEET 1 OF 1
DRG. No. 32643–12–DG–00152

00FT005/97

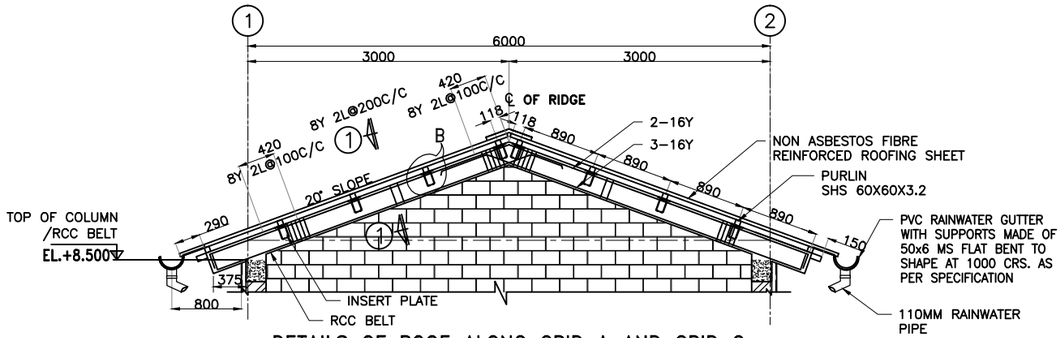

DETAILS OF ROOF ALONG GRID A AND GRID C

SCALE 1:50

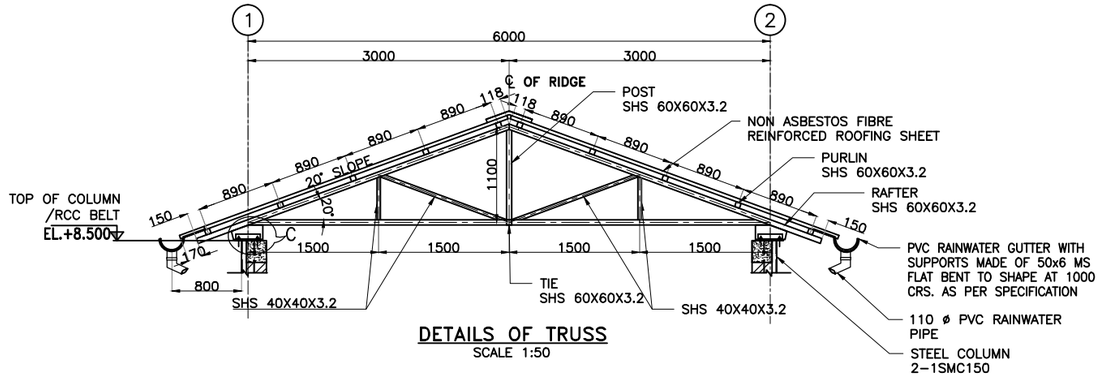

DETAILS OF TRUSS

SCALE 1:50

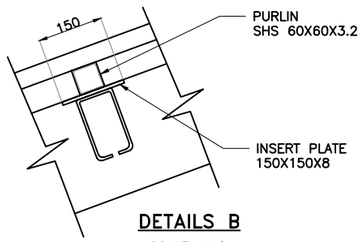

DETAILS B

SCALE 1:10

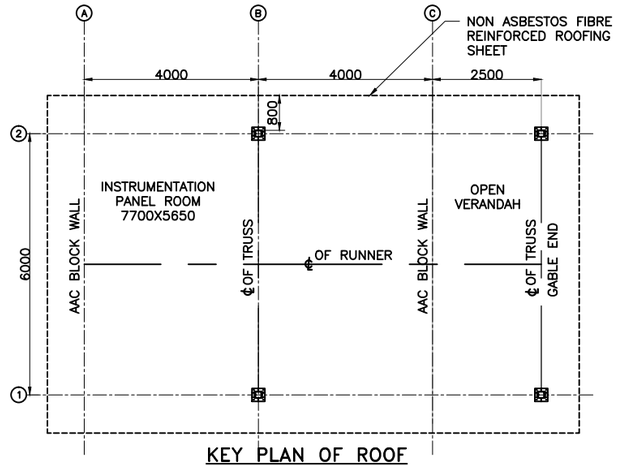

KEY PLAN OF ROOF

SCALE 1:100

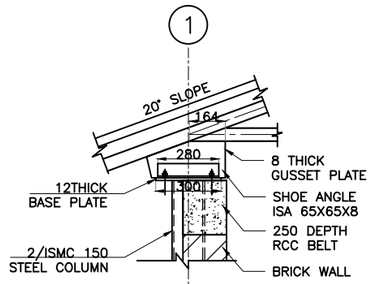

DETAILS 'C'

SCALE 1:20

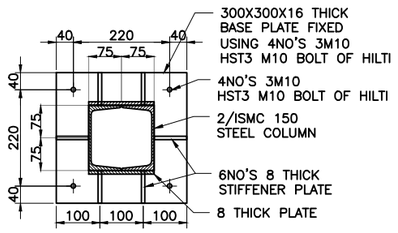

DETAILS OF COLUMN & BASEPLATE

SCALE 1:10

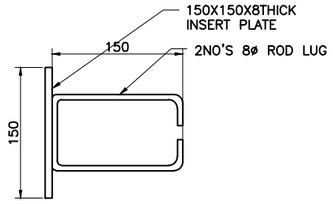

TYP.DETAILS OF INSERT PLATE

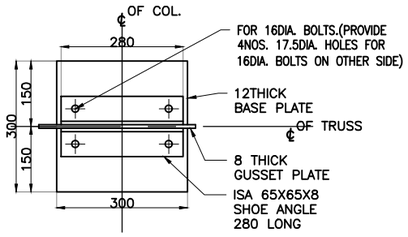

DETAILS AT SHOE

SCALE 1:10

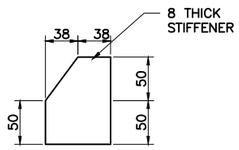

TYP.DETAILS OF STIFFENER

SCALE 1:5

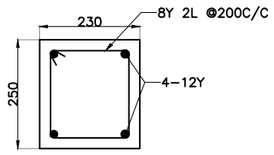

SECTION 1-1

SCALE 1:10

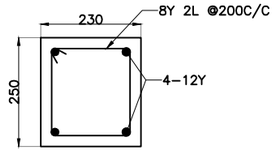

TYP SECTION OF RCC BELT

SCALE 1:10

NOTES:-

1. ALL DIMENSIONS ARE IN MM AND LEVELS ARE IN M.

THE DIMENSIONS & DETAILS ARE TENTATIVE AND ARE LIABLE TO MODIFICATIONS

CIVIL ENGINEERING DEPARTMENT		
DRAWING		
FOR COMMENTS APPROVAL		
FOR TENDER PURPOSE ONLY	✓	26.03.2020
PRELIMINARY ADVANCE COPY		
GOOD FOR CONSTRUCTION		

THIS DRAWING IS THE PROPERTY OF FACT ENGINEERING AND DESIGN ORGANISATION AND IS TO BE USED ONLY FOR THE PURPOSE FOR WHICH IT WAS LENT AND MUST NOT BE USED IN ANY WAY DETERIMENTAL TO THE INTEREST OF THE COMPANY AND IS SUBJECT TO RETURN ON DEMAND

CLIENT M/s. FACT CD

DRAWING NO.	TITLE	NO	ZONE	PARTICULARS	REVD.	CHKD.	APPRD.	DATE
32643-12-DG-00001	LOCATION PLAN							
REFERENCE DRAWING		REVISION						

SCALE	1:100,50,20,10
DATE	26.03.2020
DRAWN	VYSAKH
CHECKED	SUJITH
DESIGNED	ARYA
CHECKED	SUJITH
APPROVED	ASOK

FACT ENGINEERING & DESIGN ORGANISATION
THE FERTILISERS & CHEMICALS TRAVANCORE LTD
UDYOGAMANDAL KERALA

FEDO

PROJECT NAME: NEW H2SO4 TANKS AT Q10 BERTH ,WI

PROJECT NO: 32643

TITLE: ROOF TRUSS DETAILS

SHEET 1 OF 1

DRG. No. 32643-12-DG-00153

REV. 0

00FT005/97

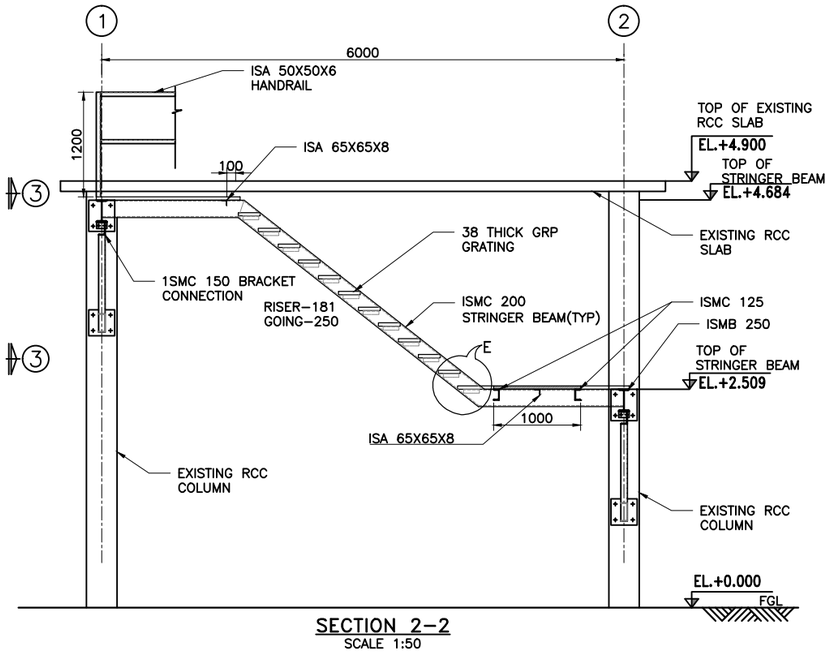

SECTION 2-2
SCALE 1:50

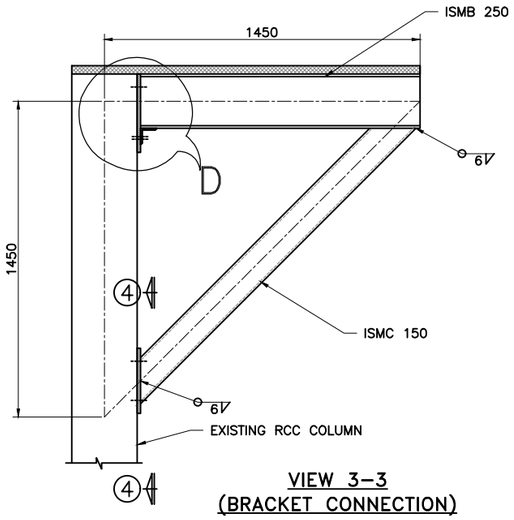

VIEW 3-3
(BRACKET CONNECTION)
SCALE 1:20

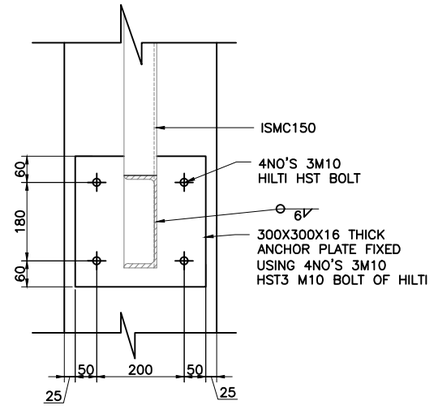

SECTION 4-4
SCALE 1:10

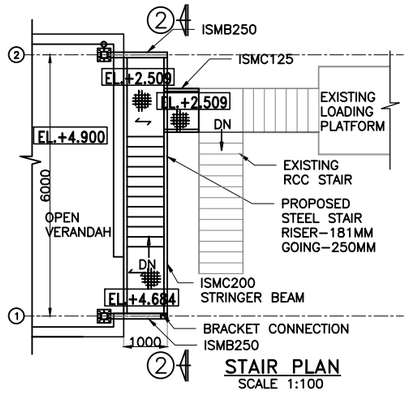

STAIR PLAN
SCALE 1:100

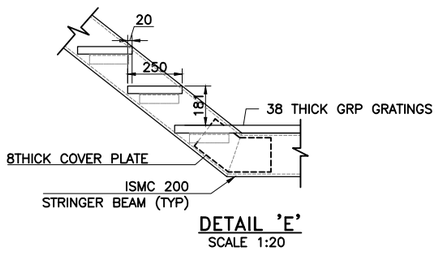

DETAIL 'E'
SCALE 1:20

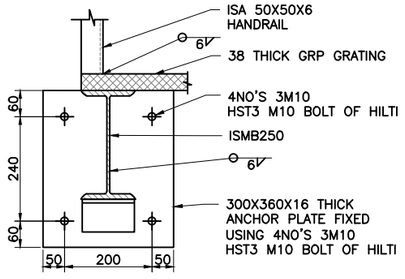

SECTION 5-5
SCALE 1:10

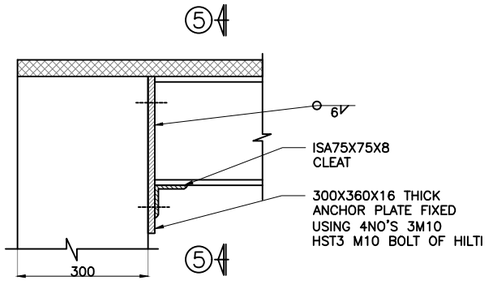

DETAIL 'D'
SCALE 1:10

NOTES:-

1. ALL DIMENSIONS ARE IN MM AND LEVELS ARE IN M.

THE DIMENSIONS & DETAILS ARE TENTATIVE AND ARE LIABLE TO MODIFICATIONS

CIVIL ENGINEERING DEPARTMENT		
DRAWING		
FOR COMMENTS APPROVAL		
FOR TENDER PURPOSE ONLY	✓	26.03.2020
PRELIMINARY ADVANCE COPY		
GOOD FOR CONSTRUCTION		

THIS DRAWING IS THE PROPERTY OF FACT ENGINEERING AND DESIGN ORGANISATION AND IS TO BE USED ONLY FOR THE PURPOSE FOR WHICH IT WAS LENT AND MUST NOT BE USED IN ANY WAY DETERIMENTAL TO THE INTEREST OF THE COMPANY AND IS SUBJECT TO RETURN ON DEMAND

CLIENT M/s. FACT CD

DRAWING NO.	TITLE	NO	ZONE	PARTICULARS	REVD.	CHKD.	APPRD.	DATE
32643-12-DG-00001	LOCATION PLAN							
REFERENCE DRAWING		REVISION						

SCALE	1:100,50,20,10
DATE	26.03.2020
DRAWN	VYSAKH
CHECKED	SUJITH
DESIGNED	ARYA
CHECKED	SUJITH
APPROVED	ASOK

FACT ENGINEERING & DESIGN ORGANISATION
THE FERTILISERS & CHEMICALS TRAVANCORE LTD
UDYOGAMANDAL KERALA
FEDO

PROJECT NAME: NEW H2SO4 TANKS AT Q10 BERTH WI
PROJECT NO: 32643

TITLE: PLAN, SECTION AND DETAILS OF STAIR

SHEET 1 OF 1
DRG. No. 32643-12-DG-00154
REV. 0

00FT005/97